




Student Name: \_\_\_\_\_ Date: \_\_\_\_\_

Colour the letter 'q' with q-tips (cotton bud).

'q' is for q-tips:





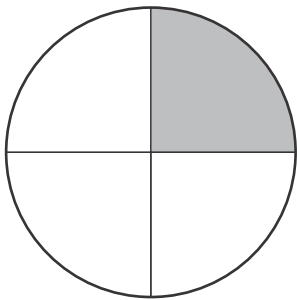
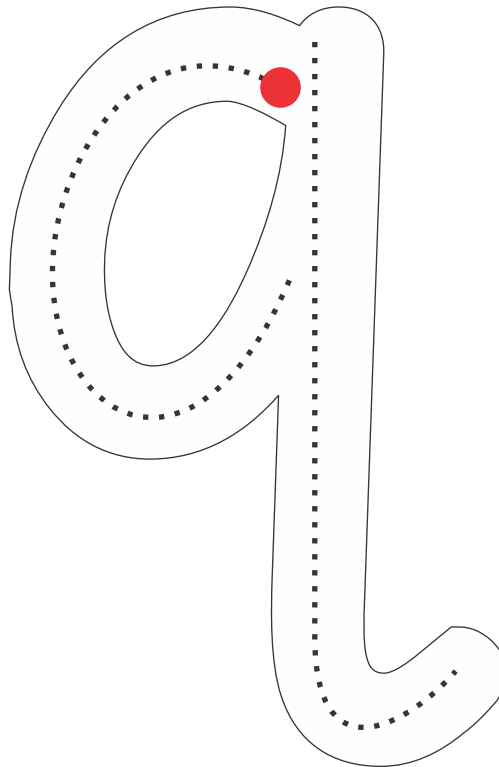
Trace letter 'q'





Student Name: \_\_\_\_\_ Date: \_\_\_\_\_

Trace the letter 'q' and match the pictures with letter 'q'.








Student Name: \_\_\_\_\_ Date: \_\_\_\_\_

Cut the coloured paper into square and paste it into the outline to make a quilt.

'q' is for quilt.



Trace letter 'q'







Student Name: \_\_\_\_\_ Date: \_\_\_\_\_

Help duck to find and colour the letter 'q'.

q







Student Name: \_\_\_\_\_ Date: \_\_\_\_\_

Colour the queen and trace the letter 'q'.

'q' is for queen.



Tracing practice lines for the letter 'q'. Each row contains four dotted 'q's on a set of three horizontal lines. There are four such rows.